



M.J.C.E.T.
DEPARTMENT OF CIVIL ENGINEERING

11-02-2019

NOTICE

Sub: Technical Visit for B.E. 3rd year students (A & B).

All the students of B.E. 3/4 – Civil (A & B) are hereby informed that the department has arranged a Technical Visit to Srisailam Dam, Kurnool as per the following schedule. The students are requested to assemble in the college campus by 11.30 pm

↪ B.E. 3/4 – Civil 'A' -- 22nd Feb. 2019 (Friday)
B.E. 3/4 – Civil 'B' -- 13th Feb. 2019 (Wednesday)

The visit is compulsory for all students and each student has to submit a detail technical report on or before 8th March 2019.


I/C Industrial Vfsit


HEAD, CIVIL ENGG. DEPT.

Copy to: 1. Advisor-cum-Director

REPORT

-ON-

TECHNICAL VISIT TO SRISAILAM DAM

DATED: 14-02-2017

Submitted By:

- 1604-14-732-061
- 1604-14-732-313
- 1604-14-732-316

CO-1 - 07
CO-2 - 09
CO-3 - 08
CO-4 - 06
CO-5 - 10

40/50

V. Good

(Handwritten signature)



DEPARTMENT OF CIVIL ENGINEERING

MUFFAKHAM JAH COLLEGE OF ENGINEERING AND TECHNOLOGY

Mount Pleasant, 8-2-249 to 267, Road No. 3, Banjara Hills,

Hyderabad, Telangana 500034.

REPORT

-ON-

TECHNICAL VISIT TO SRISAILAM DAM

DATED: 14-02-2017

Submitted By:

- 1604-14-732-061
- 1604-14-732-313
- 1604-14-732-316



DEPARTMENT OF CIVIL ENGINEERING

MUFFAKHAM JAH COLLEGE OF ENGINEERING AND TECHNOLOGY

Mount Pleasant, 8-2-249 to 267, Road No. 3, Banjara Hills,

Hyderabad, Telangana 500034.

SRISAILAM LEFT BANK POWER PROJECT

SALIENT FEATURES

A. GENERAL.

1. Location of the Project. : Srisailam, Srisailam Dam West, Mahaboobnagar Dist. A.P.
2. a) Category of Project : Hydel Power Project; under Ground power house, Pumped Storage Scheme
b) Capacity of the project : 6 x 150 MW (900 MW)
3. Name of the River : Krishna
4. Name of the dam. : Srisailam Dam, across Krishna River in Nandikotkur Tq, Kurnool Dist.A.P.

B. HYDROLOGY.

5. Name of the Upper Reservoir: Srisailam Reservoir
Name of the Lower Reservoir: Nagarjunasagar
6. Catchment Area : 203597 Sq.K.M.(79,530 Sq.miles)
7. Maximum flood discharge : 30,316 cumecs (10.60 lakhs C/S)
8. a) Live Storage Capacity : 247.7 Tmcft. (872 M.Cu.M)
of the Reservoir. (between FRL 885ft and MDDL+805')
b) Gross Storage Capacity
of the Reservoir. : 7080 M Cu M
c) Dead storage capacity : 60.3 TMCFT (2122 MCUM) at + 805'
9. Full Reservoir Level of : 885 ft. (269.75 M)
Upper Reservoir
Full Reservoir Level of
Lower Reservoir : 590 ft. (179.83 M)
10. Crest level of Spill way. : 252.9 M (+830')
11. Maximum gross Head. : 114.3 M (375')(Turbine Mode)
12. Maximum net head. : 107.1 M (Turbine Mode) ((176 MW)
Minimum Net Head : 65.3 M (106 MW)
Resign Net Head : 82.0 M (153 MW)

13. Design Head. : 91 M (Turbine Mode)
95 M (Pump Mode)

14. Minimum Draw down level
(MDDL) of Upper Reservoir : + 805'ft (245.37 M)

Minimum Draw Down
Level (MDDL) of Lower
Reservoir : + 510 ft. (155.45 M)

15. Tail race water Level for

a) Maximum discharge : 590 ft

b) Minimum discharge. : 535 ft

16. No. of Units. : 6 (Pumped Storage Units)

17. Capacity of each unit. : 150 MW (Turbine Mode)
195 MVA (Pump Mode)

18. Design Discharges through
the machine. : 211.9 Cumecs

C) CIVIL

19. Intake Structure

a) Diameter of the tunnel : 15 M

b) Discharging Capacity : 1274 cumecs (45000 cusecs)

20. Penstocks

a) Nos. : 6 Nos. (3 No. Main
penstocks divided into 2 Nos.each)

b) Type. : Steel liners with reinforced concreting

c) Diameter : 6 M

d) Length

e) Discharge capacity : 143 cumecs (5000 cusecs)

f) No. of Penstocks fed by
each turbine. : One

g) Velocity : 5.02 M/Sec. (16.47 / Sec)

21. Head Race Tunnel.
- a) Type : Horse shoe
 - b) Length : 367 M
 - c) Diameters : 15 M
 - d) Discharge. : 1274 cumecs (45000 C/s)
 - e) Velocity : 7.21 M Sec. (23.64 / Sec)

22. Tail Race Tunnel.
- a) Type : Horse shoe
 - b) Discharge
 - c) Length : 2313 M
 - d) Diameter : 15 M

23. Surge chamber
- a) Width : 20.0 M
 - b) Height. : 77 M

24. Power House cavern
- Length : 236.7 M
 - Width :

25. Transformer Cavern
- Length :
 - Width :
 - Height :

26. Length of Access turnal :

27. Length of emergency exist turnal :

(D) ELECTRICAL

28. Turbine.
- a) Make : M/s Hitachi, Japan
 - b) Type : Vertical Shaft, Francis type
 - c) Net head. : 82.8 M
 - d) Rated out put : 150 MW
 - e) Normal speed. : 136.4 rpm
 - f) Runaway speed. : 231 rpm
 - g) Discharge through the turbine: 211.9 cumecs

29. Type of Generator : Synchronous
- a) Make : M/s. Mitsubishi Electric Corporation
(MELCO) Japan
- b) Voltage : 13.8 KV
- c) Capacity : 150 MW/190 MVA (Generating Mode)
175 MW (Motoring Mode)
- d) Current : 85000 A
- e) POWER FACTOR. : 0.99 lagging (Generating Mode)
0.95 leading (Motoring Mode)
30. Generation Voltage. : 13.8 KV
31. Excitation System
- a) Make : M/s. BHEL, EDN, Banglore
- b) Type. : Static Excitation
- Volts. : 420 V DC
- Amps. : 1385 A (Generating Mode)
945 A (Motoring Mode)
32. Generator Transformer.
- a) Make : M/s. TELK, Kerala
- b) Capacity : 195 MVA, 3 phase
- c) Voltage Ratio. : 13.8 KV / 400 KV
33. Transmission Line
- a) No. of feeders : 5 Nos. , 400 KV
- b) Name of the feeders : Vijayawada I&II :2 Nos.
Hyderabad I&II :2 Nos.
Kurnool :1 No

(E) FINANCIAL.

34. Estimated cost (year) : Original project cost 418 crores (9/86)
: Latest 2482 crores (2001)
35. Actual cost (year) : under execution

36. Date of Commissioning.

| | | |
|------------|-------------|-------------|
| Unit-I | : 26.4.2001 | |
| Unit - II | : 9/2001 | (Tentative) |
| Unit - III | : 2/2002 | (Tentative) |
| Unit - IV | : 7/2002 | (Tentative) |
| Unit - V. | : 12/2002 | (Tentative) |
| Unit - VI | : 5/2003 | (Tentative) |

37. Resources : External Aid, APGENCO, PFC.

38. External Assistance

| | | | |
|--------|-------------------------------|-----------|-------------------|
| Name | : JBIC Japan under Yen credit | | |
| Amount | : Loan No. I | ID-P43 | 26101 MY |
| | : Loan No.II | ID-P94 | 22567 MY |
| | : Loan No. III | ID - P125 | 14499 MY |
| | ----- | | |
| | | | 63167 MY |
| | | | ----- |
| | | | (Rs. 2059 crores) |

39. Date of clearance by

CEA
MOE&F'
PLG Commission G.O.I. : September 1986

40. Cost of KW installed : Rs. 27578/-

41. Annual Energy Potential : 3154 GU

42. Cost of generation per unit

F) Station Performance.

43. Total Energy generated so far
Upto 31.3.2001. : NIL

44. Peak Load. :

45. Special features

- a) The first underground hydro power project in Southern India with the magnitude 6x150 MW.
- b) Unique power station involving two major reservoirs viz. Srisaïlam (308 TMC) and Nagarjunasagar (400 TMC).
- c) Highest capacity of single pump turbine in India (150 MW)
- d) Special type of Generator Transformers with single phase limbs assembled at site to form a three phase transformer are provided for the first time in India.
- e) Highest capacity of station with pump turbine installation in India with provision for condenser mode operation.
- f) Surge cavern is the highest cavern in India (77M)
- g) Power house cavern is the longest cavern in India (236.7M)
- h) Diameter of Head Race Tunnel and Tail Race Tunnel is maximum in India (15 M Dia Horse shoe).
- i) Diameter of steel liners for Pressure shaft is maximum in India (12M dia.).
- j) Largest concrete "Y" junction (15M x 12M x 12 M) in India
- k) 400 KV Gas Insulated Switchgear and XLPE Cables are provided for the first time in the State.
- l) 10 KM long tunnels, 25 lakh cubic meters of rock excavation, 6 lakh cubic metres of concreting with 37000 tons of reinforcement and 2.1 lakh tons of cement are involved.
- m) 7000 MT steel plate has been used for steel liners of pressure shafts and penstocks.

BRIEF:

Civil Engineering Department of Muffakham Jah College of Engineering and Technology (MJCET) has organized a Technical visit on 14th February, 2017 in which 55 students and four faculty members (Prof. Syed Sirajul Haq, Barkat Ali Khan, Syed Saifuddin, Syed Jawwad) visited the Srisailem Dam, Kurnool district, Andhra Pradesh State & Mahbubnagar District, Telangana State, India.

OBJECTIVES:

The technical visit was planned to understand the multipurpose functions, construction of the dam, its components and important features and current status of ongoing activities on the site.

REPORT:

The journey to the project site started Late night around 12.30 am by a private bus(2 buses), reached the dam site at around 9.00 am. we visited the dam site view points, srisailem left bank power project (SLBPP), Top of the dam, Infiltration Galleries etc. The viewpoints gave an exposure to the non-overflow and overflow section of the concrete dam, 512 m(1680 ft) in length, and with a maximum height of 145.10 m(476 ft) above the deepest foundation level and has 12 radial crest gates. we got an opportunity to understand the dimensions and functions of various components of the dam namely spillway, controls/gates on the crest of spillway and the energy dissipation structures from downstream side. The river morphology on downstream side of the dam gave a wonderful idea of site during the pre-monsoon period.

The hydropower is generated through the both the power houses i.e, Right bank power project (RBPP) and Left bank power project(LBPP). After security check, we (Students) and faculty members entered the SLBPP.

At the start it has a totally man-made artificial cave upto around 1.5km, which has a bundle of electric wires on left side wall. The left bank power house is underground power station with 6× 150 megawatts (200,000 hp) reversible Francis-pump turbines for pumped-storage operation.



Faculty members explained,

- Various salient features of the SLBPP.
- Functions and properties of Francis turbine.
- Routes and ways, how water reaches SLBPP from reservoir.
- Various fixtures and activities involved in power generations.


After the knowledge grasping visit to SLBPP, we had to travel some distance to reach to the dam site.



As soon as we got permission and necessary security check we were allowed to visit the top of the dam. As we move on it was amazing experience as The panoramic view of the River Krishna in its natural surrounding and the sight of blue waters thrilled us.

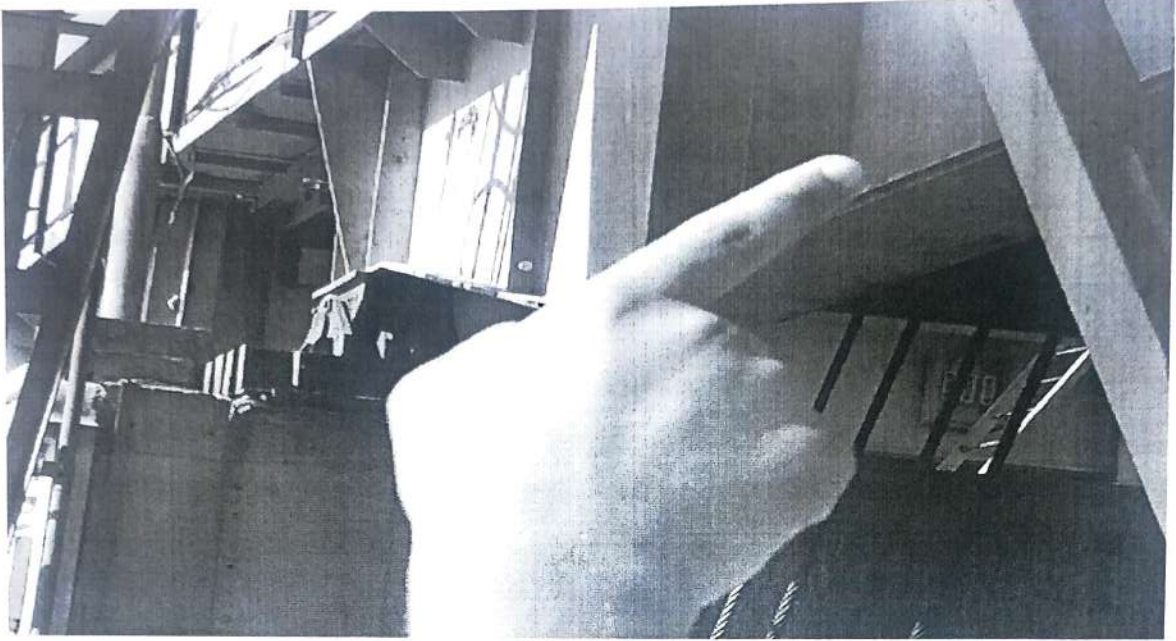
Faculty members explained,

- The mechanism of Crest gates and type of bearings used
- Properties of spillway
- Capacity of resevoir (at the time of our visit water level was 340 ft)
- Practical view of granular structure of rock beds (sedimentary rocks)

The visit was extremely helpful for us as an under graduate civil engineers.







Acknowledgement:

We gratefully acknowledge the guidance and encouragement given by Mr. Barkat Ali Khan, Associate Professor. Mr. Syed Sirajul Haq, Associate professor. Mr. Syed Jawwad, Lecturer. Mr. Syed Saifuddin, Lecturer, Department of Civil Engineering, Muffakham Jah College of Engineering And Technology for the technical visit. We are thankful to officials of Srisailam Reservoir, SLBPP, for granting us a permission to visit the dam site and power house.

SRISAILAM DAM PROJECT (NSRSP)

Detailed Profile

LOCATION:

The Srisaïlam Project (Hydro Electric Project) subsequently renamed as Neelam Sanjeeva Reddy Sagar Project is one of the major reservoir projects in Andhra Pradesh and is situated at a point 869Km downstream of the origin of the River Krishna at Mahabaleswar in the Western Ghats. The dam site is about 0.8 Km downstream of the Patala ganga bathing ghat near the famous shrine of Srisaïlam. The location of the dam is about 80 Km downstream of the point where the River Krishna enters the gorge after its confluence with the Thungabhadra. The co-ordinates of the dam site are 16⁰-5' North Latitude and 78⁰-54' East Longitude.

Accessibility:

The dam site is accessible by an asphalt road from Hyderabad and is located at a distance of 200 Km South east of Hyderabad city. Vijayawada and Kurnool are situated about 250Km and 180Km respectively from the dam and are linked by black topped roads. The nearest Railway Station is Markapur on the right side which is linked by a good road from Srisaïlam.

DAM & APPURTENANT WORKS:

The foundation stone from Srisaïlam Dam was laid by our beloved Prime Minister Late Sri Jawaharlal Nehru in July, 1963. The dam is a high masonry dam of straight gravity type with an overall length of 512m (1680') at road level +275.54m (+904') and a Max. height of 144m (470') from the deepest foundation level. The storage capacity of the reservoir at Full Reservoir Level (FRL) +269.75 m (885) is 8725 M.Cum.(Million Cubic meters) (308 TMC) (Thousand Million Cubic feet) and the live storage capacity is 7080 M.Cum (250 TMC). The dam is constructed by dividing it as 22 No.s of blocks during construction. The Dam is constructed as a monolith without any construction joints from the foundation grade up to EL.525/545' in respect of deep river blocks. Spill way is located in the deep channel portion of the river towards the left flank Ch 136.25 and 402.64m i.e., block 4 (part) to block 16 (part) with non over flow dam on either side of the spillway.

Two cable ways of 13T capacity each the cooling plant and the batching plant etc., have been issued for concreting the dam.

Extensive hydraulic model studies were conducted both at Central Water & Power Research Station and A.P.E.R.L to finalise the layout of dam especially with reference to the spillway portion. Two Nos. of River sluices of size 3.65m x 9.14m (12'x30') which will discharges 1009 Cumecs (Cubic meters per second) (35,680 Cusecs) (Cubic feet per second) were provided.

The axis of the spillway dam is given a mild curvature having a radius of 10930.095m and the non over flow dam is given a curvature having a radius of 10,929.942 m to mobilize wedge action and to gain additional sliding resistance. Upstream face of the non-over flow dam is vertical up to EL 219.46m (+720.00') with a batter of 0.5H to 1V below EL 219.46M.

SPILLWAY: The spill way comprises of 12 spans of 18.29 (60' each) separated by 4.27 m (14') thick piers with its crest level at EL 252.98 m (+830') 12 Radial gates of size 18.29 m

+16.77m (60'x55') operated by rope drum hoists located on a operating platform over the piers are provided in order to discharge a max. flood discharge of 37,356 cumecs (13,20,000 cusecs). The crest of the spill way is ogee shaped and provided with a rear batter of 0.7H to 1V. Ski jump (trajectory) bucket having a radius of 19.20 M (63') with an invert level at +188.98 m (+620') and having lip angle of 45° is provided to engage dissipation.

RIVER SLUICES: Two river sluices of size 3.66 m x 9.14 m (12'x30') with sill level at +214.89 m (+705') are provided in the non-over flow portion of block 16 and 17 adjacent to the spill way bucket. Service and emergency gates are provided for these sluices.

GALLERY: The Gallery system for the Srisailem Dam Chiefly consists of the following.

1. Foundation gallery at EL 150.88M (+495.00') in deep channel portion. The size of the gallery provided is 1.83 m x 2.28 m.
2. Intermediate gallery at EL 208.78M (+685') and top gallery at EL 237.74 M (+770'/+780').
3. Toe gallery at EL 151.18m (+496') in deep portion.
4. Cross galleries and transverse galleries.
5. Cave gallery.

The seepage water in the body of the dam is collected in the galleries by means of vertical porous drains provided at regular intervals in the dam. The water thus collected is led by gravity to sumps at suitable locations and pumped out through cross galleries.

ELEVATOR SHAFTS & SPIRAL SHAFTS:

Three elevator shafts and three spiral shafts were provided in the dam.

First elevator shaft of size 3.05 m x 2.13 m (10'6" x 7') is located Ch.225.55 m in the 8th block to connect the foundation gallery at EL 153.93 m (+505'). This also provides access to longitudinal galleries at EL 208.79 M (+685').

The second elevator shaft of size 3.05 m x 2.13 m (10' x 7') is located at Ch.128.02 m in the 4th block from EL 234.70 m (+770') to EL+275.54 m (904') to connect the transverse gallery at +234.70 M (770') to the top of the road @ EL 275.54 m.

The third Elevator shaft of size 3.05 m x 2.13 m is located at Ch.445 m in the 18th block from EL 237.74 m (+780') to EL 275.54 m (+904') to connect the longitudinal gallery at EL 237.74 m.

Three spiral shafts of 1.83 m (6') dia are provided. One in 19th block connecting foundation gallery at EL 192.18 m (+630') to the transverse gallery at EL 210.31 m (+690'), another shaft in 19th block to connect cave gallery at EL 184.71 m (+606') in the right abutment to the transverse gallery at EL 210.31 m (+690') and the third shaft of 1.83 m dia is located at Ch115.24 m in the 3rd block near the vertical edge in the left flank, to connect the foundation gallery at EL 214.06 m (702.31') to transverse gallery at EL 237.70 m (+770').

POWER COMPLEX WORKS:

The layout of Power Complex works comprises of the following components.

1. Intake structure with an approach channel
2. Power Tunnel (Head race tunnel)
3. Surge shaft
4. Pen stock tunnels
5. Power house building
6. Tail race tunnel
7. Tail race channel
8. Transformer yard
9. Switch gear and feeder yard.

The Project provides generation of 770 MW up power (7 Nos x110 MW) from Right side Power House located on downstream side of the Dam. Another Power house have been formulated for development of peaking power by the principle of pumped storage operation located in left side which is underground power station with installation of 6 Nos of each 150 MW reversible type pump turbine motor generating units.

The switch gear and the feeder bay are located on top top of the hill where the ground elevation is EL 365.75 M (+1200'). This substation at Srisailam Dam is connected to the Power grid through 220 KV and 132 KV Transmission lines.

INSTRUMENTATION: The instrumentation of Srisailam Dam Provided for the measurement of the following parameters. The instrumentation was done in block No.9 of the dam which had the deepest foundation level in the spillway portion and in block 18 which is in non-over flow dam portion.

| | | | |
|-----|--------------------------------------|---|-------------------------------------|
| 1. | Thermo meter | - | For measurement of Temperature |
| 2. | Stress meters | - | For measurement of stresses |
| 3. | Strain meters | - | For measurement of strains |
| 4. | Non-stress strain meter | - | For recording volume changes |
| 5. | Joint meter | - | For measurement of movement |
| 6. | Rock compression displacement meters | - | For measurement of Movement |
| 7. | Long guage strain meters | - | For measurement of Movement |
| 8. | Pore Pressure cells | - | For measurement of Pore pressure |
| 9. | Plumb line | - | For measurement of deflection |
| 10. | Uplift pressure pipes | - | For measurement of uplift pressure. |

The periodical returns comprising the data observed through above parameters are being sent to C.W.C. (Central Water Commission) for analysis.

Construction of Srisailam Dam including erection of 12 spillway crest gates was completed in Dec.1984. The Reservoir built up to its F.R.L. (Full Reservoir Level) during the monsoon period of 1985 and the spill way is in operation since then.

LAND ACQUISITION: Land acquisition for the project was commenced in the year 1973. Due to submergence 52 villages in Kurnool District and 65 villages in Mahaboob

nagar district were affected. The F.R.L of the Reservoir is 269.75 M (885'). Lands coming under submergence up to 2' above F.R.L. and houses up to 4' above F.R.L. respectively were acquired duly paying compensation to the affected people.

In addition to the above the rehabilitation work such as formation of roads, electric supply, water supply, education facilities to the rehabilitated villages in Kurnool & Mahaboob Nagar District have been implemented under APIII IP works with the World Bank Aid.

PROJECT COST: The Project was sanctioned in 1964 for Rs.39.97 Crores (gross) / 38.47 Crores (Net). The estimate has been revised from time to time. The latest revised estimate for Rs.567.27 Crores (G) Rs.523.91 Crores (N) was submitted to Govt. in 2/91.

The project revised estimate with current S.S.R. is under preparation.

The cumulative expenditure to the end of 3/2004 is Rs. 633.644 Crores.


R & R (Relief & Rehabilitation) STATUS:

Due to construction of N.S.R.S. (Srisaïlam) Dam about 117 villages in Kurnool and Mahaboob Nagar Districts were submerged under Srisaïlam Reservoir. The persons affected due to submersion under Srisaïlam Reservoir have been resettled in Kurnool (37 resettlements) and Mahabob Nagar (44 resettlements) districts. The Government of Andhra Pradesh apart from distribution of houses / house sites to the affected people have provided basic infrastructure to their new settlements covering drinking water, communication facilities (WBM Roads), Educational facilities, Medical and veterinary care and other community facilities. For supplementing this infrastructure, Government of Andhra Pradesh has proposed certain improvements and additional facilities under AP IP III programme. Accordingly R & R action plan under World Bank assistance is being implemented since 1997-98.

An amount of Rs.839.205 lakhs has been allocated in Remedial Action Plan (RAP) for the above R & R programme. The tentative cost estimate for various works covered under revised action plan was prepared based on SSR of 1995-96. Now the Govt. has accorded revised administrative approval for Rs.1231 Lakhs.

An amount of Rs. 1084.72 Lakhs has been incurred under this head to end of 1/2004. The R & R works are proposed to be completed by end of 6/2004.

The Srisaïlam Dam is a dam constructed across the Krishna River at Srisaïlam in the Kurnool district in the state of Andhra Pradesh in India and is the second largest capacity hydroelectric project in the country. The dam was constructed in a deep gorge in the Nallamala Hills, 300 m (980 ft) above sea level. It is 512 m (1,680 ft) long, 145 m (476 ft) high and has 12 radial crest gates. It has a reservoir of 800 km² (310 sq mi).





CS

Scanned with
CamScanner

23.02.2013



Scanned with
CamScanner

15. Feb. 2019

The following is the link for the Report on Student's Annual Technical Festival Adsophos for the year 2019. This report highlights the various projects and working models prepared and demonstrated by the students of MJCET during the technical festival.

<http://mjcollege.ac.in/naac/docs/2.3.4-Adsophos-Magazine-2019.pdf>

MUFFAKHAM JAH COLLEGE OF ENGINEERING AND TECHNOLOGY

| S.NO | ROLL NO | PROJECT TITLE |
|-------------|-----------------|---------------------------------------|
| 1. | 1604-17-737-080 | PAC-MAN |
| | 1604-17-737-082 | |
| | 1604-17-737-092 | |
| 2. | 1604-17-737-083 | ACCOUNT MANAGEMENT SYSTEM |
| | 1604-17-737-091 | |
| | 1604-17-737-096 | |
| 3. | 1604-17-737-084 | LUDO GAME |
| | 1604-17-737-086 | |
| | 1604-17-737-093 | |
| 4. | 1604-17-737-085 | SNAKE GAME |
| | 1604-17-737-095 | |
| | 1604-17-737-309 | |
| 5. | 1604-17-737-087 | CHESS GAME |
| | 1604-17-737-090 | |
| | 1604-17-737-094 | |
| | 1604-17-737-097 | |
| 6. | 1604-17-737-310 | TEMPERATURE CONTROL FAN USING ARDUINO |
| | 1604-17-737-311 | |
| 7. | 1604-16-737-046 | CBIR(content based image retrieval) |
| | 1604-16-737-055 | |
| | 1604-16-737-058 | |
| 8. | 1604-16-737-024 | Book Hub |
| | 1604-16-737-36 | |
| | 1604-16-737-037 | |
| 9. | 1604-16-737-026 | Rehab |
| | 1604-16-737-028 | |
| | 1604-16-737-034 | |
| 10. | 1604-16-737-032 | Script Recognition |
| | 1604-16-737-039 | |
| 11. | 1604-16-737-042 | Smart Pedestrians |
| | 1604-16-737-043 | |
| | 1604-16-737-059 | |
| 12. | 1604-16-737-023 | Disaster Drone |
| | 1604-16-737-035 | |

| | | |
|-----|-----------------|---|
| | 1604-16-737-040 | |
| 13. | 1604-16-737-001 | Drowsiness Detection |
| | 1604-16-737-005 | |
| | 1604-16-737-013 | |
| 14. | 1604-16-737-010 | Helpdesk Airlines |
| | 1604-16-737-018 | |
| 15. | 1604-15-737-014 | MJCET Application |
| | 1604-16-737-003 | |
| 16. | 1604-16-737-009 | College Enquiry ChatBot |
| | 1604-16-737-012 | |
| | 1604-16-737-015 | |
| 17. | 1604-16-737-041 | CAPTURING KINESICS OF AMERICAN SIGN LANGUAGE USING PLY-DIVINE |
| | 1604-16-737-053 | |
| | 1604-16-737-047 | |
| 18. | 1604-16-737-006 | Heart Disease Prediction |
| | 1604-16-737-007 | |
| | 1604-16-737-017 | |
| 19. | 1604-16-737-002 | Job Placement Chatbot |
| | 1604-16-737-004 | |
| | 1604-16-737-019 | |
| 20. | 1604-16-737-029 | Smart Cap |
| | 1604-16-737-031 | |
| | 1604-16-737-038 | |
| 21. | 1604-16-737-049 | BinGO |
| | 1604-16-737-050 | |
| | 1604-16-737-056 | |
| 22. | 1604-16-737-027 | Tanker game |
| | 1604-16-737-030 | |
| | 1604-16-737-302 | |
| 23. | 1604-16-737-301 | The Smart Stick |
| | 1604-15-737-016 | |
| 24. | 1604-16-737-044 | Automatic Pet Feeder |
| | 1604-16-737-045 | |
| | 1604-16-737-060 | |
| 25. | 1604-16-737-021 | CNC Plotter |
| | 1604-16-737-022 | |
| | 1604-16-737-025 | |
| 26. | 1604-17-737-074 | CLEANER IMPLEMENTATION |
| | 1604-17-737-063 | |
| 27. | 1604-17-737-069 | ONLINE FOOD ORDERING |
| | 1604-17-737-079 | |

| | | |
|-----|-----------------|------------------------------------|
| | 1604-17-737-066 | |
| 28. | 1604-17-737-061 | SMART CARD SYSTEM USING RFID |
| | 1604-17-737-064 | |
| | 1604-17-737-065 | |
| | 1604-17-737-068 | |
| | 1604-17-737-073 | |
| 29. | 1604-17-737-071 | HOME AUTOMATION USING RASPBERRY PI |
| | 1604-17-737-072 | |
| | 1604-17-737-076 | |
| 30. | 1604-17-737-078 | LIGHT SENSOR USING RASPBERRY PI |
| | 1604-17-737-077 | |
| | 1604-17-737-067 | |
| | 1604-16-737-081 | |
| 31. | 1604-17-737-062 | DOOR CONTROLLING SYSTEM USING IOT |
| | 1604-17-737-070 | |
| | 1604-17-737-075 | |
| | 1604-17-737-304 | |
| 32. | 1604-17-737-082 | RACING GAME |
| | 1604-17-737-080 | |
| | 1604-17-737-092 | |
| 33. | 1604-17-737-083 | TRAVEL BOOKING |
| | 1604-17-737-091 | |
| | 1604-17-737-096 | |
| 34. | 1604-17-737-084 | FLAPPY BIRD-GAME |
| | 1604-17-737-086 | |
| | 1604-17-737-087 | |
| 35. | 1604-17-737-090 | CHAT APPLICATION USING C++ |
| | 1604-17-737-085 | |
| | 1604-17-737-094 | |
| 36. | 1604-17-737-093 | RAILWAY RESERVATION SYSTEM |
| | 1604-17-737-095 | |
| | 1604-17-737-097 | |
| | 1604-17-737-309 | |
| 37. | 1604-17-737-099 | STUDENT HUB |
| | 1604-17-737-101 | |
| | 1604-17-737-104 | |
| 38. | 1604-17-737-100 | TELEPHONE DIRECTORY SYSTEM |
| | 1604-17-737-102 | |
| | 1604-17-737-111 | |
| 39 | 1604-17-737-105 | SMART HOME |
| | 1604-17-737-112 | |

| | | |
|-----|-----------------|--|
| 37. | 1604-17-737-114 | SMART HOME |
| | 1604-17-737-110 | |
| 40. | 1604-17-737-107 | MEDICAL AID |
| | 1604-17-737-113 | |
| | 1604-17-737-309 | |
| 41. | 1604-17-737-108 | PHARMACY INVENTORY SYSTEM |
| | 1604-17-737-115 | |
| | 1604-17-737-116 | |
| 42. | 1604-17-737-312 | STUDENT INFORMATION DIRECTORY |
| | 1604-17-737-306 | |
| | 1604-17-737-307 | |
| 43. | 1604-17-737-061 | AUTHENTICATION BASED PROJECT MANAGEMENT SYSTEM (ABPMS) |
| | 1604-13-737-064 | |
| | 1604-13-737-065 | |
| | 1604-13-737-068 | |
| | 1604-13-737-073 | |
| 44. | 1604-17-737-062 | E-COMMERCE WEBSITE |
| | 1604-13-737-070 | |
| | 1604-13-737-075 | |
| 45. | 1604-17-737-067 | ATM SYSTEM |
| | 1604-13-737-078 | |
| | 1604-13-737-071 | |
| | 1604-13-737-077 | |
| | 1604-13-737-076 | |
| 46. | 1604-17-737-063 | NOTES FOR STUDENTS |
| | 1604-13-737-074 | |
| 47. | 1604-17-737-110 | CRAZY CAR RACING GAME |
| | 1604-17-737-105 | |
| | 1604-17-737-307 | |
| 48. | 1604-17-737-108 | PHARMACY MANAGEMENT SYSTEM |
| | 1604-17-737-115 | |
| | 1604-17-737-116 | |
| 49. | 1604-17-737-100 | ONLINE SHOPPING WEBSITE |
| | 1604-17-737-102 | |
| | 1604-17-737-111 | |
| | 1604-17-737-114 | |
| 50. | 1604-17-737-099 | WWW.LEARNITT.ML |
| | 1604-17-737-101 | |
| | 1604-17-737-104 | |
| 51. | 1604-16-737-064 | ONLINE MEDICARE |
| | 1604-16-737-066 | |

| | | |
|-----|-----------------|-------------------------------|
| | 1604-16-737-076 | |
| 52. | 1604-16-737-063 | BIDIRECTIONAL VISITOR COUNTER |
| | 1604-16-737-069 | |
| | 1604-16-737-070 | |
| | 1604-16-737-102 | |
| 53. | 1604-16-737-114 | ONLINE FEEDBACK SYSTEM |
| | 1604-16-737-116 | |
| | 1604-16-737-111 | |
| 54. | 1604-16-737-118 | K-MEANS ALGORITHM |
| | 1604-16-737-308 | |
| | 1604-16-737-062 | |
| 55. | 1604-16-737-067 | FACE RECOGNITION |
| | 1604-16-737-071 | |
| | 1604-16-737-061 | |
| 56. | 1604-16-737-077 | KNN ALGORITHM |
| | 1604-16-737-080 | |
| | 1604-16-737-068 | |
| 57. | 1604-16-737-078 | CANCER PREDICTION |
| | 1604-16-737-079 | |
| | 1604-16-737-074 | |
| 58. | 1604-16-737-076 | EMOTION RECOGNITION |
| | 1604-16-737-082 | |
| 59. | 1604-16-737-083 | PERSONAL NUTRITIONIST |
| | 1604-16-737-084 | |
| | 1604-16-737-087 | |
| 60. | 1604-16-737-092 | LIABLE OBSERVER |
| | 1604-16-737-094 | |
| | 1604-16-737-086 | |
| 61. | 1604-16-737-090 | REMOTE PHONE ACCESS |
| | 1604-16-737-099 | |
| | 1604-16-737-085 | |
| 62. | 1604-16-737-091 | AMBULANCE ASSISTANCE |
| | 1604-16-737-097 | |
| | 1604-16-737-088 | |
| 63. | 1604-16-737-093 | CRIME PREDICTION |
| | 1604-16-737-096 | |
| | 1604-16-737-101 | |
| 64. | 1604-16-737-104 | STILL ROBOT |
| | 1604-16-737-110 | |
| | 1604-16-737-102 | |

| | | |
|-----|-----------------|---------------------|
| 65. | 1604-16-737-114 | BLUETOOTH BOT |
| | 1604-16-737-116 | |
| 66. | 1604-16-737-103 | TRAFFIC INFO SYSTEM |
| | 1604-16-737-119 | |
| | 1604-16-737-121 | |
| 67. | 1604-16-737-107 | POLLUTION CONTROL |
| | 1604-16-737-108 | |
| | 1604-16-737-113 | |
| 68. | 1604-16-737-117 | SMART RURAL DEV. |
| | 1604-16-737-120 | |
| | 1604-16-737-307 | |

HTML : https://www.youtube.com/playlist?list=PLYFTv-or2gC1Pop8VSw_VXef4fJVH_DsC

Ajax : <https://www.youtube.com/playlist?list=PLYFTv-or2gC33e5PHcFLFsRht259RztMg>

Java : <https://www.youtube.com/playlist?list=PLYFTv-or2gC1RtiK3WLppLxNkTuNFI7XE>

Python : <https://www.youtube.com/playlist?list=PLYFTv-or2gC10BxUd8i3926KpQYx26ice>

The screenshot shows the YouTube Studio interface for a channel named 'Soflect'. The 'Uploads' tab is selected, displaying a list of videos. The interface includes a left-hand navigation menu with options like Dashboard, Videos, Analytics, Comments, Transcriptions, Other features, Settings, What's new, Send feedback, and Creator Studio Classic. The main content area shows a table of video uploads with columns for video thumbnail, title, visibility, date, views, comments, and likes (vs. dislikes). The videos listed are:

| Video | Visibility | Date | Views | Comments | Likes (vs. dislikes) |
|--|------------|---------------------------|--------|----------|----------------------|
| Starting Apache Tomcat Server in Windows 7 This video tutorial demonstrates how to start the Apache Tomcat Server in Windows 7. There are two ways to start. | Public | Feb 6, 2014 Published | 25,151 | 2 | 82.9% 25 likes |
| Installing Sun Java Wireless Toolkit on Windows 7 This video tutorial demonstrates the installation of Sun Java Wireless Toolkit in Windows 7. Sun Java Wireless Toolkit L... | Public | Feb 6, 2014 Published | 6,923 | 8 | 64.6% 11 likes |
| Running JSP using Apache Tomcat Server in Windows 7 This video tutorial describes the process of running Java Server Pages or JSP programs using Apache Tomcat Serv... | Public | Feb 6, 2014 Published | 42,117 | 16 | 92.3% 128 likes |
| Installing JPCap and WinPCap on Windows 7 This video demonstrates how to install JPCap and WinPCap on Windows 7. The JPCap and WinPCap are software or... | Public | Feb 6, 2014 Published | 8,547 | 2 | 31.3% 7 likes |
| Checking Java Version on Windows 7 or XP This video tutorial outlines the steps to check which version of Java is running in your Windows 7 or XP computer. Mor... | Public | Feb 1, 2014 Published | 9,446 | 4 | 82.4% 28 likes |
| Debugging Servlet Program in Apache Tomcat Server L... In this video, we will see how to debug Servlet programs in Apache Tomcat Server in Windows 7. This video only... | Public | May 12, 2013 Published | 3,448 | 1 | 7.1% 1 like |

The bottom of the screenshot shows the Windows taskbar with several open applications: Google - Google Chr..., Channel videos - You..., and New Microsoft Office... The system clock indicates 4:04 PM.

MUFAKHAM JAH COLLEGE OF ENGINEERING AND TECHNOLOGY

B.E. I SEMESTER

GROUP - A (ECE, IT, MECH AND PROD)

TIME TABLE OF VIDEO SESSIONS

W.E.F: 19TH AUGUST 2019

ROOM NO.:5103

| | | | | | | | |
|---------------------|---|---|--|---|---|--|---|
| Branch / Session | ECE A | ECE B | IT A | IT B | MECH - A | MECH - B | PROD |
| 1 | PHYSICS (2:45PM-3:45PM) 19TH AUG | PHYSICS (12:00N-1:00PM) 20TH AUG | PHYSICS (9:00AM-10:00AM) 23RD AUG | PHYSICS (9:00AM-10:00AM) 20TH AUG | PHYSICS (12:00N-1:00PM) 19TH AUG | PHYSICS (9:00AM-10:00AM) 21ST AUG | PHYSICS (2:45PM-3:45PM) 21ST AUG |
| 2 | MATHS-I (RS) (2:45PM-3:45PM) 26TH AUG | MATHS-I (RS) (12:00N-1:00PM) 27TH AUG | MATHS-I(HR) (9:00AM-10:00AM) 30TH AUG | MATHS-I(SAH) (9:00AM-10:00AM) 27TH AUG | MATHS-I(SM) (12:00N-1:00PM) 26TH AUG | MATHS-I(VV) (9:00AM-10:00AM) 28TH AUG | MATHS-I(VV) (2:45PM-3:45PM) 28TH AUG |
| 3 | BEE (2:45PM-3:45PM) 9TH SEPT | BEE (12:00N-1:00PM) 3RD SEPT | BEE (9:00AM-10:00AM) 6TH SEPT | BEE (9:00AM-10:00AM) 10:00AM) 3RD SEPT | BEE (12:00N-1:00PM) 9TH SEPT | BEE (9:00AM-10:00AM) 4TH SEPT | BEE (2:45PM-3:45PM) 4TH SEPT |
| 4 | DEPT (2:45PM-3:45PM) 16TH SEPT | DEPT (12:00N-1:00PM) 17TH SEPT | DEPT (9:00AM-10:00AM) 13TH SEPT | DEPT (9:00AM-10:00AM) 17TH SEPT | DEPT (12:00N-1:00PM) 16TH SEPT | DEPT (9:00AM-10:00AM) 11TH SEPT | DEPT (2:45PM-3:45PM) 11TH SEPT |
| 5 | PHYSICS (2:45PM-3:45PM) 23RD SEPT | PHYSICS (12:00N-1:00PM) 24TH SEPT | PHYSICS (9:00AM-10:00AM) 20TH SEPT | PHYSICS (9:00AM-10:00AM) 24TH SEPT | PHYSICS (12:00N-1:00PM) 23RD SEPT | PHYSICS (9:00AM-10:00AM) 18TH SEPT | PHYSICS (2:45PM-3:45PM) 18TH SEPT |
| 6 | MATHS-I(RS) (2:45PM-3:45PM) 30TH SEPT | MATHS-I(RS) (12:00N-1:00PM) 1ST OCT | MATHS-I(HR) (9:00AM-10:00AM) 27TH SEPT | MATHS-I(SAH) I(9:00AM-10:00AM) 1ST OCT | MATHS-I(SM) (12:00N-1:00PM) 30TH SEPT | MATHS-I(VV) (9:00AM-10:00AM) 25TH SEPT | MATHS-I(VV) (2:45PM-3:45PM) 25TH SEPT |

| | | | | | | | |
|----|--|--|--|--|--|---|--|
| 7 | BEE (2:45PM-3:45PM) 14TH OCT | BEE (12:00N-1:00PM) 15TH OCT | BEE (9:00AM-10:00AM) 18TH OCT | BEE (9:00AM-10:00AM) 15TH OCT | BEE (12:00N-1:00PM) 14TH OCT | BEE (9:00AM-10:00AM) 16TH OCT | BEE (2:45PM-3:45PM) 16TH OCT |
| 8 | PHYSICS (2:45PM-3:45PM) 21ST OCT | PHYSICS (12:00N-1:00PM) 22ND OCT | PHYSICS (9:00AM-10:00AM) 25TH OCT | PHYSICS (9:00AM-10:00AM) 22ND OCT | PHYSICS (12:00N-1:00PM) 21ST OCT | PHYSICS (9:00AM-10:00AM) 23RD OCT | PHYSICS(2:45PM- 3:45PM) 23RD OCT |
| 9 | MATHS-I(RS) (2:45PM-3:45PM) 28TH OCT | MATHS-I(RS) (12:00N-1:00PM) 29TH OCT | MATHS-I(HR) (9:00AM-10:00AM) 1ST NOV | MATHS-I(SAH) (9:00AM-10:00AM) 29TH OCT | MATHS-I(SM) (12:00N-1:00PM) 28TH OCT | MATHS-I(VV) (9:00AM-10:00AM) 30TH OCT | MATHS-I(VV) (2:45PM-3:45PM) 30TH OCT |
| 10 | BEE (2:45PM-3:45PM) 4TH NOV | BEE (12:00N-1:00PM) 5TH NOV | BEE (9:00AM-10:00AM) 8TH NOV | BEE (9:00AM-10:00AM) 5TH NOV | BEE (12:00N-1:00PM) 4TH NOV | BEE (9:00AM-10:00AM) 6TH NOV | BEE (2:45PM-3:45PM) 6TH NOV |

Sd/-

Dean Academics

MUFFAKHAM JAH COLLEGE OF ENGINEERING AND TECHNOLOGY

B.E. I SEMESTER

GROUP – B (CVIL, CSE, EEE AND EIE)

TIME TABLE OF VIDEO SESSIONS

W.E.F: 19TH AUGUST 2019

ROOM NO.-5103

| Branch / Session | Civil A | Civil B | CSE A | | CSE B | | EEE | | EIE | |
|---------------------|--|--|--|---|--|--|--|--|---|---|
| | | | DEPT | DATE | DEPT | DATE | DEPT | DATE | DEPT | DATE |
| 1 | CHEMISTRY (9:00AM-10:00AM) 22ND AUG | CHEMISTRY (11:00AM-12:00N) 31ST AUG | CHEMISTRY (1:45PM-2:45PM) 22ND AUG | MATHS-I(A) (2:45-3:45PM) 22ND AUG | CHEMISTRY (1:45PM-2:45PM) 23RD AUG | MATHS-I (A) (2:45PM-3:45PM) 23RD AUG | CHEMISTRY (1:45PM-2:45PM) 20TH AUG | MATHS-I(VV) (2:45PM- 3:45PM) 20TH AUG | CHEMISTRY (1:45PM- 2:45PM) 31ST AUG | MATHS- I(SM) (2:45- 3:45PM) |
| | MATHS-I(SAH) (9:00AM-10:00AM) 29TH AUG | MATHS-I(A) (11:00AM-12:00N) 7TH SEPT | PPS (1:45PM-2:45PM) 29TH AUG | DEPT (2:45-3:45) 29TH AUG PM | PPS (1:45PM-2:45PM) 30TH AUG | DEPT (2:45PM-3:45PM) 30TH AUG | PPS (1:45PM-2:45PM) 27TH AUG | DEPT (2:45PM- 3:45PM) 27TH AUG | PPS (1:45PM- 2:45PM) 7TH SEPT | DEPT (2:45PM- 3:45PM) 7TH SEPT |
| 2 | MATHS-I(SAH) (9:00AM-10:00AM) 29TH AUG | MATHS-I(A) (11:00AM-12:00N) 7TH SEPT | PPS (1:45PM-2:45PM) 29TH AUG | DEPT (2:45-3:45) 29TH AUG PM | PPS (1:45PM-2:45PM) 30TH AUG | DEPT (2:45PM-3:45PM) 30TH AUG | PPS (1:45PM-2:45PM) 27TH AUG | DEPT (2:45PM- 3:45PM) 27TH AUG | PPS (1:45PM- 2:45PM) 7TH SEPT | DEPT (2:45PM- 3:45PM) 7TH SEPT |
| | PPS (9:00AM-10:00AM) 5TH SEPT | PPS (11:00AM-12:00N) 21ST SEPT | CHEMISTRY (1:45PM-2:45PM) 5TH SEPT | MATHS-I(A) (2:45-3:45PM) 5TH SEPT | CHEMISTRY (1:45PM-2:45PM) 6TH SEPT | MATHS-I(A) (2:45-3:45PM) 6TH SEPT | CHEMISTRY (1:45PM-2:45PM) 3RD SEPT | MATHS-I(VV) (2:45-3:45PM) 3RD SEPT | CHEMISTRY (1:45PM- 2:45PM) 21ST SEPT | MATHS- I(SM) (2:45- 3:45PM) |
| 3 | DEPT (9:00AM-10:00AM) 12TH SEPT | DEPT (11:00AM-12:00N) 19TH OCT | PPS (1:45PM-2:45PM) 12TH SEPT | | PPS (1:45PM-2:45PM) 13TH SEPT | | PPS (1:45PM-2:45PM) 17TH SEPT | | PPS (1:45PM- 2:45PM) 19TH OCT | |
| | DEPT (9:00AM-10:00AM) 12TH SEPT | DEPT (11:00AM-12:00N) 19TH OCT | PPS (1:45PM-2:45PM) 12TH SEPT | | PPS (1:45PM-2:45PM) 13TH SEPT | | PPS (1:45PM-2:45PM) 17TH SEPT | | PPS (1:45PM- 2:45PM) 19TH OCT | |
| 4 | DEPT (9:00AM-10:00AM) 12TH SEPT | DEPT (11:00AM-12:00N) 19TH OCT | PPS (1:45PM-2:45PM) 12TH SEPT | | PPS (1:45PM-2:45PM) 13TH SEPT | | PPS (1:45PM-2:45PM) 17TH SEPT | | PPS (1:45PM- 2:45PM) 19TH OCT | |
| | DEPT (9:00AM-10:00AM) 12TH SEPT | DEPT (11:00AM-12:00N) 19TH OCT | PPS (1:45PM-2:45PM) 12TH SEPT | | PPS (1:45PM-2:45PM) 13TH SEPT | | PPS (1:45PM-2:45PM) 17TH SEPT | | PPS (1:45PM- 2:45PM) 19TH OCT | |

| | | | | | | | | | | |
|----|---|---|---|---|---|---|---|---|--|--------------------------------------|
| 5 | CHEMISTRY (9:00AM-10:00AM) 19TH SEPT | CHEMISTRY (11:00AM-12:00N) 26TH OCT | CHEMISTRY (1:45PM-2:45PM) 19TH SEPT | MATHS-1(DA) (2:45-3:45PM) 19TH SEPT | CHEMISTRY (1:45PM-2:45PM) 20TH SEPT | MATHS-1(DA) (2:45-3:45PM) 20TH SEPT | CHEMISTRY (1:45PM-2:45PM) 24TH SEPT | MATHS-1(VV) (2:45-3:45PM) 24TH SEPT | CHEMISTRY (1:45PM- 2:45PM) 26TH OCT | MATHS- I(SM) (2:45- 3:45PM) |
| 6 | MATHS-I(SAH) (9:00AM-10:00AM) 26TH SEPT | MATHS-I(LA) (11:00AM-12:00N) 2ND NOV | PPS (1:45PM-2:45PM) 26TH SEPT | | PPS (1:45PM-2:45PM) 27TH SEPT | | PPS (1:45PM-2:45PM) 1ST OCT | | PPS (1:45PM- 2:45PM) | |
| 7 | PPS (9:00AM-10:00AM) 17TH OCT | PPS (11:00AM-12:00N) 16TH NOV | | | | | | | | |
| 8 | CHEMISTRY (9:00AM-10:00AM) 24TH OCT | CHEMISTRY (11:00AM-12:00N) 23RD NOV | | | | | | | | |
| 9 | MATHS-I(SAH) 9:00AM-10:00AM) 31ST OCT | MATHS-I(LA) (10:00AM-11:00AM) 7TH DEC | | | | | | | | |
| 10 | PPS (9:00AM-10:00AM) 7TH NOV | PPS (12:00N-1:00PM) 7TH DEC | | | | | | | | |

Sd/-
Dean Academics